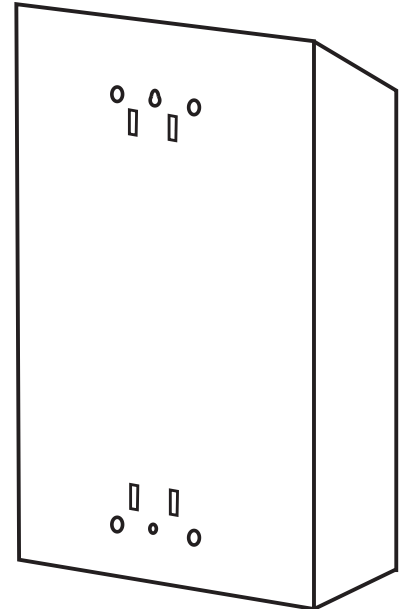
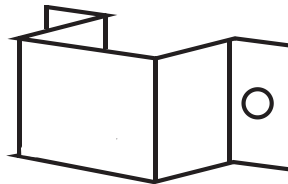
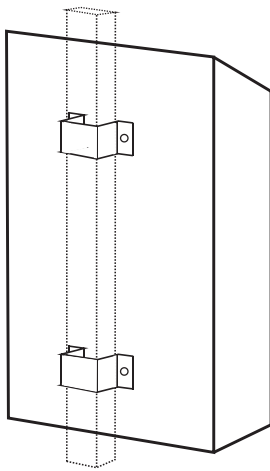


Installation Options

The Dispenser can be fixed to walls, buildings, wooden posts etc, using the pre-drilled holes in the back of the the unit or can be fixed using the options below.

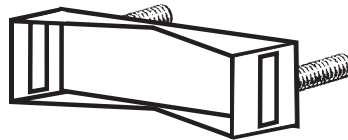
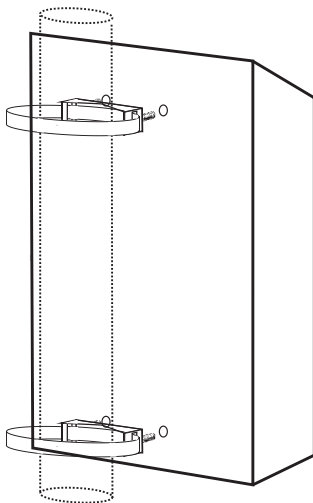


**Pre-drilled Holes
& Banding Slots**



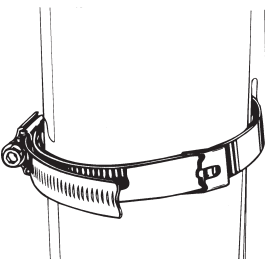
JRB/EA1

Brackets for 40mm Square Pole, 2 required
 (Comes with bolts, nuts & washers)



JRB/B12

Brackets for steel binding /Tamtorque Clamps
 2 required (Comes with bolts, nuts & washers)



Tamtorque clamps

These clamps work like steel banding, they are stainless steel and have a tamper resistant screw with a unique seven-sided security socket.

- JRB/TC01 70 -100mm (to fit 76mm post)
- JRB/TC02 190-250mm (to fit lamp posts)
- JRB/TC03 Tamtorque Driver Tool (screwdriver and T-bar to fit clamps)